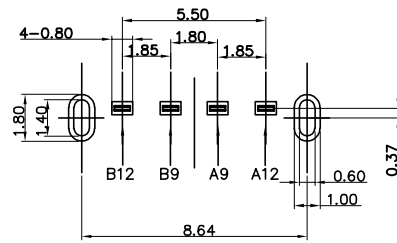
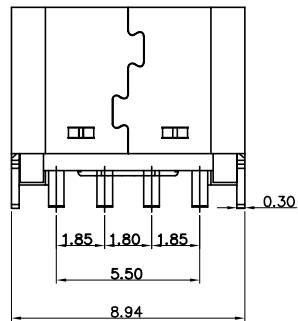
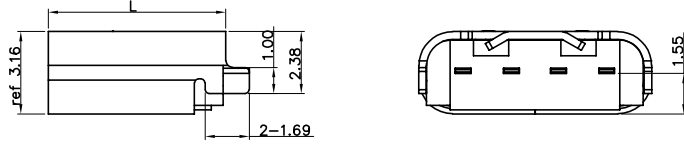
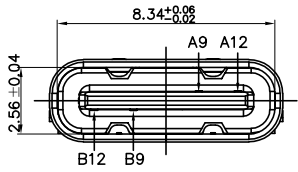
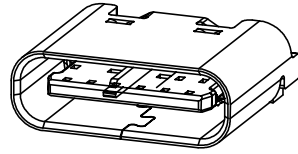
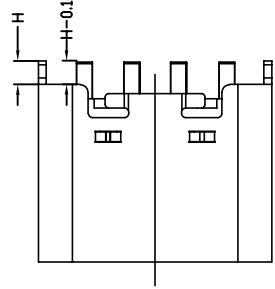


符合RoHS环保要求



RECOMMENDED P.C.B. LAYOUT
TOLERANCE UNSPECIFIED ±0.05mm

NOTE:

1.MATERIAL SPECIFICATION:

- 1.HOUSING: HIGH TEMPERATURE RESISTANT PLASTIC,UL94 V-0.
- 2.CONTACTS: COPPER ALLOY
- 3.MID PLATE: STAINLESS STEEL
- 4.FRONT SHELL: STAINLESS STEEL

2.PLATING SPECIFICATION:

2-1.CONTACTS:

- Ni 50u" MIN. UNDER PLATED OVER ALL.
- Au PLATED ON THE FUNCTIONAL AREA OF CONTACT.
- (GOLD PLATING THICKNESS FOLLOW THE P/N)
- PLATING SPECIFICATIONS OF THE SOLDER AREA FOLLOW THE P/N

2-2.FRONT SHELL:

SEE TABLE1.

2-3.SHIELD PLATE&EMI PLATE:

CLEAR ONLY

3.MECHANICAL PERFORMANCE,

- 3-1.INSERTION FORCE: 0.5~2.0kgf.
- 3-2.REMOVAL FORCE: 0.8kgf~2.0kgf.
- 3-3.DURABILITY: 5000 CYCLES.

4.ELECTRICAL PERFORMANCE,

- 4-1. CURRENT RATING: 3.0A
- VOLTAGE RATING: 5.0V

4-2. LLCR:

- VBUS & GND PINS AND OTHER PINS: 40mΩ/PIN MAX.
- SHIELD: 50mΩ/MAX.
- LLCR MAX. CHANGE OF ALL PINS: 10mΩ.

4-3.INSULATION RESISTANCE: 100MΩ MIN

4-4.DIELECTRIC WITHSTAND VOLTAGE,AC 100V FOR 1 MINUTE.

5. ENVIRONMENTAL PERFORMANCE:

OPERATING TEMPERATURE: -25°C~+85°C.

6.IR REFLOW:

THE PEAK TEMPERATURE ON THE BOARD SHALL BE MAINTAINED FOR 10 SECONDS AT 260°C.

PIN ASSIGNMENTS

A9	VBUS	B12	GND	L	L=6.5	H	H=0.9
A12	GND	B9	VBUS	L	L=6.8	H	H=1.5
PIN	SIGNAL NAME	PIN	SIGNAL NAME	L	L=6.8	H	H=1.5

UNITS mm	SCALE 1:1	REV. B3	SHEET 1 OF 1	深圳市创勤科技有限公司 SHENZHEN CHUANGQIN TECHNOLOGY CO.,LTD.				
		DATE 2020.08.10		TITLE USB TYPE-C 4PIN立式直插DIP				
		DR. LIN YUN		MAT'L SEE TABLE		FINISH SEE TABLE		
GENERAL TOLERANCE 0. ±0.30 0.0 ±0.20 0.00 ±0.10 0.° ±4° 0.0° ±2°		CHK. LI JY		APPD. ZHANG		DWG.NO. CQ057-TFLC0406802	PART NO. /	SIZE A4