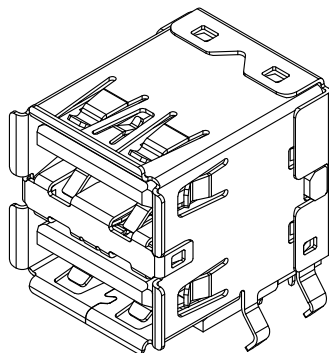
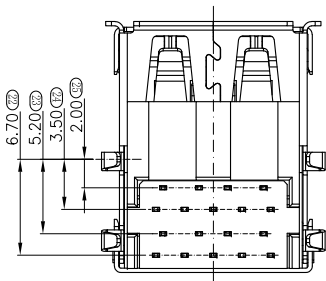
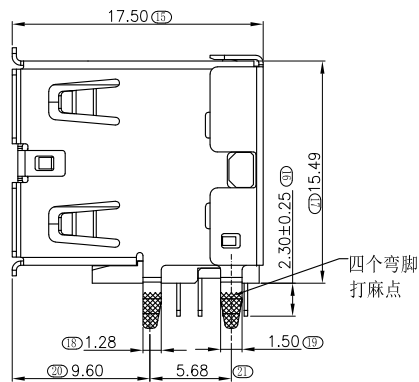
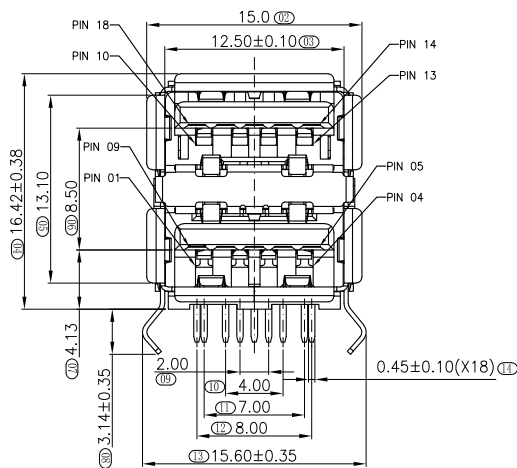


RECOMMENDED P.C.B LAYOUT (COMPONENT SIDE)

T=1.60±0.05mm, DEFAULT TOLERANCE: ±0.05



SPECIFICATIONS:

- 1.0 Electrical Performance:
- 1.1 Contact current Rating:
1.8 Amperes for VBUS and GND contacts.
0.25 Amperes for all other contacts.
- 1.2 Dielectric Withstanding Voltage: AC 100V(RMS).
- 1.3 Insulation resistance: 100M ohms Min.
- 1.4 Contact Resistance:
30m ohm Max for VBUS and GND contacts.
50m ohm Max for all other contacts.
- 1.5 Voltage Rating : 30 Vac (rms).
- 2.0 Mechanical Performance:
- 2.1 Mating Force: 35N Max.
- 2.2 Unmating Force: 10N Min 8N Min After Durability.
- 3.0 Environmental Performance:
- 3.1 Temperature Range:
3.1.1 Operating Temperature: -55°to+85°.
3.1.2 Storage Temperature: -20°to+60°.
3.1.3 Salt Spray 24h Min.
- 4.0 MATERIAL:
4.1 Housing: PA9T, Blue 300C UL94-V0.
4.2 Contact: 2.0 contacts C5191.
3.1 contacts C2680.
- 4.3 Shell: SK7.
- 5.0 PLATING:
5.1 Contact: Au Plated on contact area
Tin Plated on solder area
Nickel underplating over all.
- 5.2 Shell: Nickel Plated.

Pin Number	Signal Name
1/10	VBUS
2/11	D-
3/12	D+
4/13	GND
5/14	SSRX-
6/15	SSRX+
7/16	GND
8/17	SSTX-
9/18	SSTX+
Shell	Shield

深圳市创勤科技有限公司
SHENZHEN CHUANGQIN TECHNOLOGY CO., LTD.

UNLESS OTHERWISE SPECIFIED TOLERANCES

X.	+/-	METRIC	0.50
.X	+/-	0.38	
.XX	+/-	0.25	
FRACTIONS	+/-		
ANGLES	+/-	2.00°	

DIMENSIONS

(METRIC)	(MM)
----------	------

APPROVAL

日期

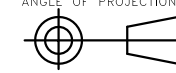
制图 LIN YUN 2017.11.12

审核

核准

文件位置

ANGLE OF PROJECTION



品名

规格

料号

字张

工程图号:

A4

比例

1 : 1

状态码

A

页数

1 OF 1

USB 3.1 AF双层90度插板B款脚长 2.3短侧弹

料号

工程图号: CQ033-AFBS30900428

版本: C1

状态码 A

页数 1 OF 1